



DEPURECO
INDUSTRIAL VACUUMS

DEPURECO
DV AIR 800

CENTRALIZED VACUUM SYSTEMS

***IF YOU HAVE A JOB TO DO
WE HAVE THE VACUUM
BUILT FOR IT***



PUMA FIX

PRODUCT DESCRIPTION

PUMA FIX mounts a double-stage side channel blower in parallel with high air flow. The tangential inlet together with the robust cyclone welded inside the filtration chamber, guarantee excellent efficiency even with the finest powders. The cleaning operations are totally autonomous and the involvement of the operator is not necessary. Depureco's PUMA FIX industrial vacuum cleaner is equipped with a practical and sturdy 175 Lt container, equipped with a release system that allows you to collect the vacuumed material and dispose of it with ease.

OPTIONS

HEPA

Absolute H14 filter
0,18 µ
110.000 cm²

INVERTER

Automatic suction speed management system for multi-operator systems

E.P. WITH DISPLAY

Management and monitoring software with touch screen panel

SP SYSTEM

Automatic reverse jet cleaning system

ELECTRICAL PANEL

TANGENTIAL INLET

With internal cyclone, welded, with high abatement efficiency

INSPECTION DOOR

175 Lt CONTAINER

with easy hooking and unhooking mechanism




SIDE CHANNEL BLOWER

From 7,5 to 18,5 KW

FORKABLE SYSTEM FOR FORKLIFT

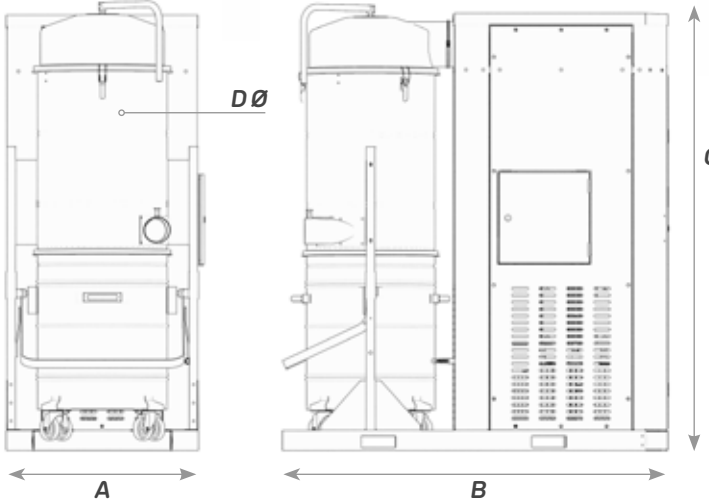


TECHNICAL DATA

PUMA FIX	Power	Voltage/ Frequency	Air flow		MAX vacuum		Vacuum in continuous		Filter system	Filter	Noise level	Deep	Length	Height	Chamber diameter
	KW - HP	V - HZ	m³/h		mBar		mBar		cm²	cm²	dB [A]	mm	mm	mm	mm
			std		std		std		SP	HEPA*		A	B	C	D Ø
10	7.5 - 10	400 - 50/60	730	700	360	310	260	280	120.000	110.000	74	841	1700	1968	570
15 P	11 - 15	400 - 50/60	950	920	350	390	300	300	120.000	110.000	74	841	1700	1968	570
15 S	11 - 15	400 - 50/60	550	-	480	-	440	-	120.000	110.000	74	841	1700	1968	570
18	12.5 - 18	400 - 50/60	1120	-	420	-	290	-	120.000	110.000	74	841	1700	1968	570
18 S	12.5 - 18	400 - 50/60	500	-	600	-	530	-	120.000	110.000	74	841	1700	1968	570
20	15 - 20	400 - 50/60	950	920	450	420	350	350	120.000	110.000	74	841	1700	1968	570
25	18.5 - 25	400 - 50/60	1380	1350	440	350	320	270	120.000	110.000	74	841	1700	1968	570




SIDE CHANNEL BLOWER CERTIFICATED ATEX

* Optional HEPA filter for all models





TECHNICAL DATA

	Power KW - HP	Voltage/ Frequency V - HZ	Air flow m³/h		MAX vacuum mBar		Vacuum in continuous mBar		Filter system cm²		Filter cm²	Noise level dB [A]	Deep mm	Length mm	Height mm	Chamber diameter mm	
			std		std		std		PSC	SP**							HEPA*
HF 5.5	4 - 5.5	400 - 50/60	320	450	430	310	360	230	24.000	90.000	28.000	73	1240	1910	3488	550	
HF 7.5	4 - 5.5	400 - 50/60	-	550	-	270	-	240	-	90.000	28.000	74	1240	1910	3488	550	
HF 10	7.5 - 10	400 - 50/60	730	700	360	310	260	280	45.000	120.000	110.000	74	1240	1910	3488	550	
HF 15 P	11 - 15	400 - 50/60	950	920	350	390	300	300	45.000	120.000	110.000	74	1240	1910	3488	550	
HF 15 S	11 - 15	400 - 50/60	550	-	480	-	440	-	45.000	120.000	110.000	74	1240	1910	3488	550	
HF 18	12.5 - 18	400 - 50/60	1120	-	420	-	290	-	45.000	120.000	110.000	74	1240	1910	3488	550	
HF 20	15 - 20	400 - 50/60	-	920	-	420	-	350	-	120.000	110.000	74	1240	1910	3488	550	
HF 25	18.5 - 25	400 - 50/60	-	1350	-	350	-	270	-	120.000	110.000	74	1240	1910	3488	550	
HF 30 P	22 - 30	400 - 50/60	1770	1985	320	240	275	200	110.000	180.000	110.000	78	1240	1910	3488	800	
HF 30 S	20 - 28	400 - 50/60	1100	1100	600	550	460	425	110.000	180.000	110.000	78	1240	1910	3488	800	
HF 35 P	25 - 34	400 - 50/60	2100	-	450	-	320	-	110.000	180.000	110.000	78	1240	1910	3488	800	
HF 35 S	25 - 34	400 - 50/60	1130	-	550	-	445	-	110.000	180.000	110.000	78	1240	1910	3488	800	
HF 300	3 - 4	400 - 50/60	420		310		270		24.000	90.000	28.000	74	1370	680	1952	550	

PRODUCT DESCRIPTION

The HF industrial vacuum cleaner is a model designed for the creation of centralized multi-operator systems, even large ones or for the transport of material from one place to another. The very powerful turbine is installed in the rear part of the aspirator protected by a sheet metal cover which also reduces the noise level. The front cylindrical chamber houses a large surface filtration system with automatic filter cleaning system. Specifically, there are 4 independent cartridges in category M antistatic polyester, capable of retaining dust up to 1 micron in particle size.

OPTIONS



SP
Automatic reverse jet cleaning system



INVERTER
Automatic suction speed management system for multi-operator systems.



HEPA
Absolute H14 filter
0,18 µ
28.000/
110.000



E.P. WITH DISPLAY
Management and monitoring software with touch screen panel.

* Optional HEPA filter for all models
** SP optional for standard HF, standard on the ATEX version



SP SYSTEM
(optional)
Automatic reverse jet cleaning system



TANGENTIAL INLET
With cyclonic effect



SIDE CHANNEL BLOWER
From 4 to 25 KW



ELECTRICAL PANEL



DISCHARGE IN BIG BAG

DISCHARGE SYSTEM



Manual discharge butterfly valve



Balanced flap

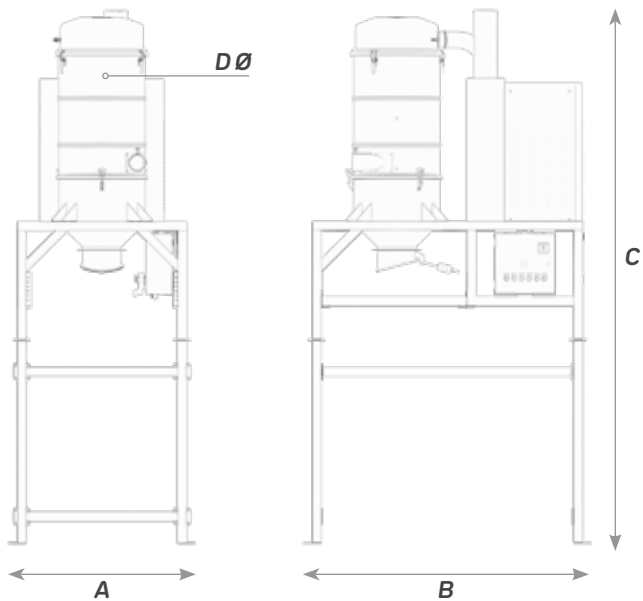


Double electro pneumatic discharging butterfly valve



Rotary valve for continuous hopper discharge

* Discharge system not included





PRODUCT DESCRIPTION

The CVS (Central Vacuum System) is the unit that generates the vacuum inside the centralized system. Based on the necessary performance, therefore, the type of material, the distance of the pipes, the contemporaneity of the suction vents, the unit is sized according to the customer's needs. Depureco CVS are modular and allow you to install many vacuum pumps in order to always guarantee the best performance for each system.

OPTIONS



HEPA

Absolute H14 filter
0,18 µ
28.000/
110.000



E.P. WITH DISPLAY

Management and monitoring software with touch screen panel.



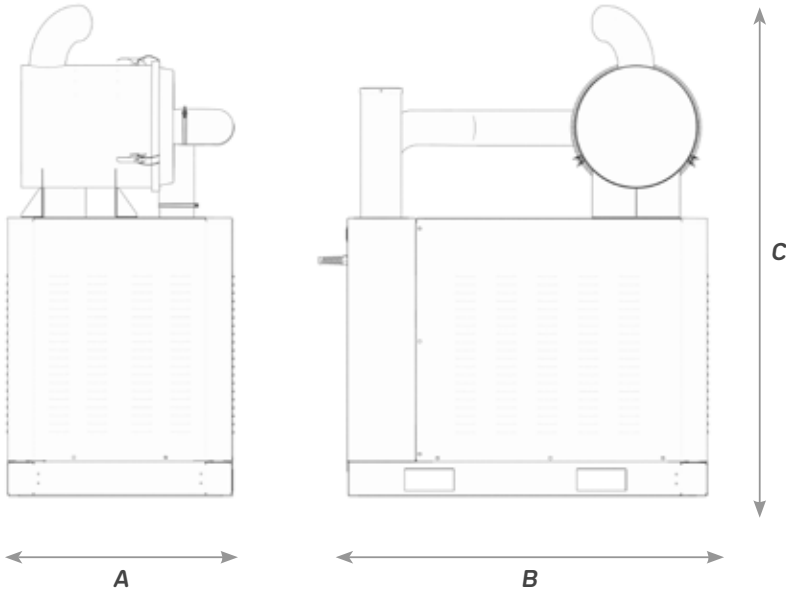
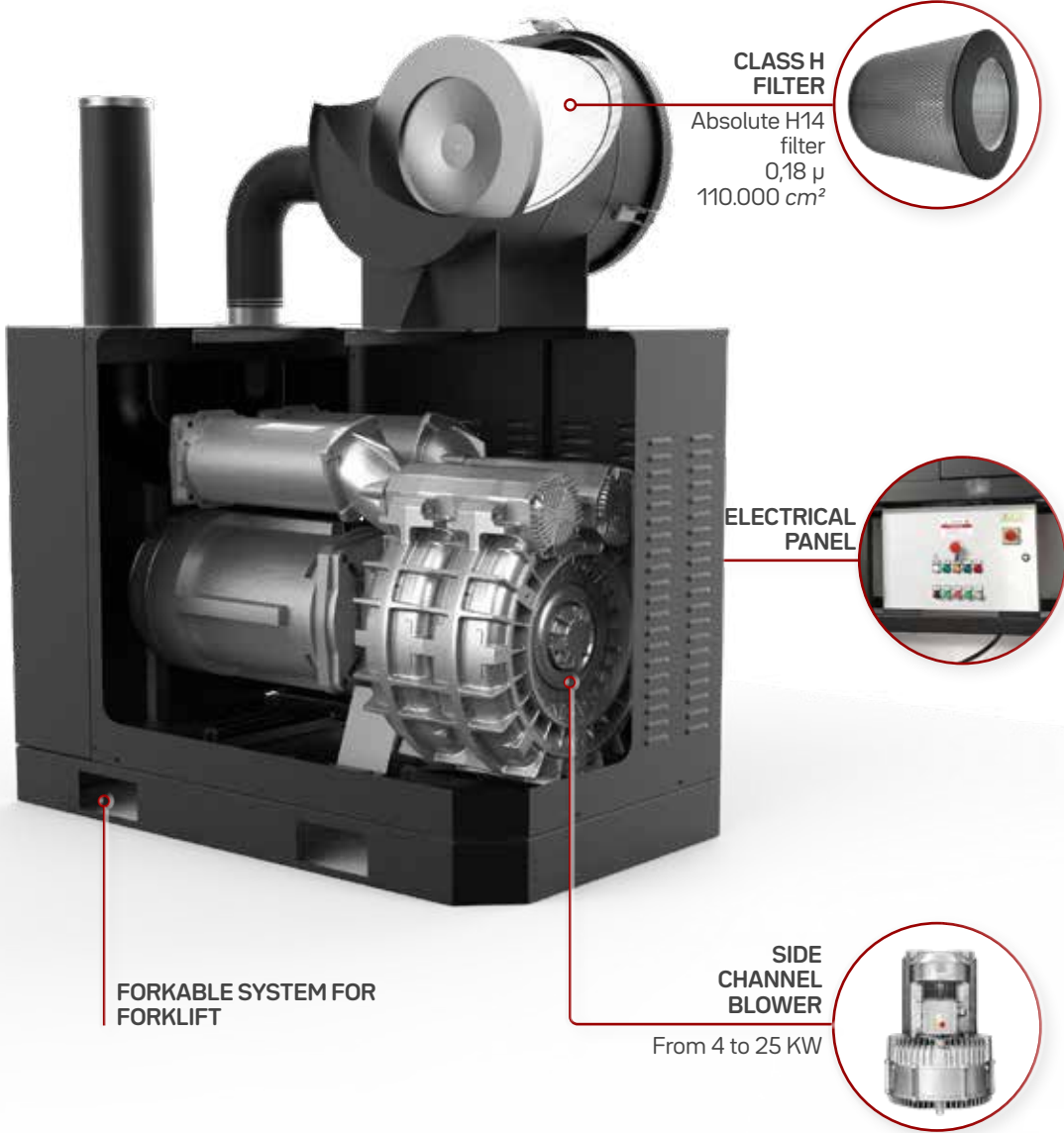
INVERTER

Automatic suction speed management system for multi-operator systems.




TECHNICAL DATA

	Power KW - HP	Voltage/ Frequency V - HZ	Air flow m³/h		MAX vacuum mBar		Vacuum in continuous mBar		Filter cm² HEPA*	Noise level dB [A]	Deep	Length	Height
			std	Ex	std	Ex	std	Ex			A	B	C
CVS 40 P	4 - 5.5	400 - 50/60	530	450	250	310	160	230	28.000	73	821	1319	1794
CVS 40 S	4 - 5.5	400 - 50/60	330	-	430	-	360	-	28.000	74	821	1319	1794
CVS 55 P	5.5 - 7.5	400 - 50/60	530	550	330	270	260	240	110.000	74	821	1319	1794
CVS 55 S	5.5 - 7.5	400 - 50/60	330	-	510	-	440	-	110.000	74	821	1319	1794
CVS 75	7.5 - 10	400 - 50/60	730	700	360	310	260	280	110.000	74	821	1319	1794
CVS 110 P	11 - 15	400 - 50/60	950	920	350	390	300	300	110.000	74	821	1319	1794
CVS 110 S	11 - 15	400 - 50/60	550	-	480	-	440	-	110.000	74	821	1319	1794
CVS 125 P	12.5 - 18.5	400 - 50/60	1120	-	420	-	290	-	110.000	74	821	1319	1794
CVS 125 S	12.5 - 18.5	400 - 50/60	720	-	600	-	530	-	110.000	78	821	1319	1794
CVS 150	15 - 20	400 - 50/60	950	920	450	420	350	350	110.000	78	821	1319	1794
CVS 185	18,5 - 25	400 - 50/60	1380	1350	440	350	320	270	110.000	78	821	1319	1794
CVS 200 P	22 - 30	400 - 50/60	1770	1985	320	240	275	200	110.000	78	821	1319	1794
CVS 200 S	20 - 28	400 - 50/60	1100	1180	600	550	460	380	110.000	78	821	1319	1794
CVS 250	25 - 34	400 - 50/60	2100	-	450	-	320	-	110.000	78	821	1319	1794




DV-AIR 800




PRODUCT DESCRIPTION

DV-AIR 800 is the filter unit for centralized systems, medium and large, where there are quantities of important material or the presence of difficult to filter dust. Thanks to its flexibility and the filtration system using antistatic polyester cartridges, with the possibility of using PPL protective socks, it allows to treat a wide range of pollutants even in the presence of high temperatures and humidity, guaranteeing efficiency and cleanliness of the production lines. , the air quality of the production environment and the protection of those who work.


OPTIONS




FILTER PROTECTION SLEEVE
Optional sleeve for seeds and granulates.



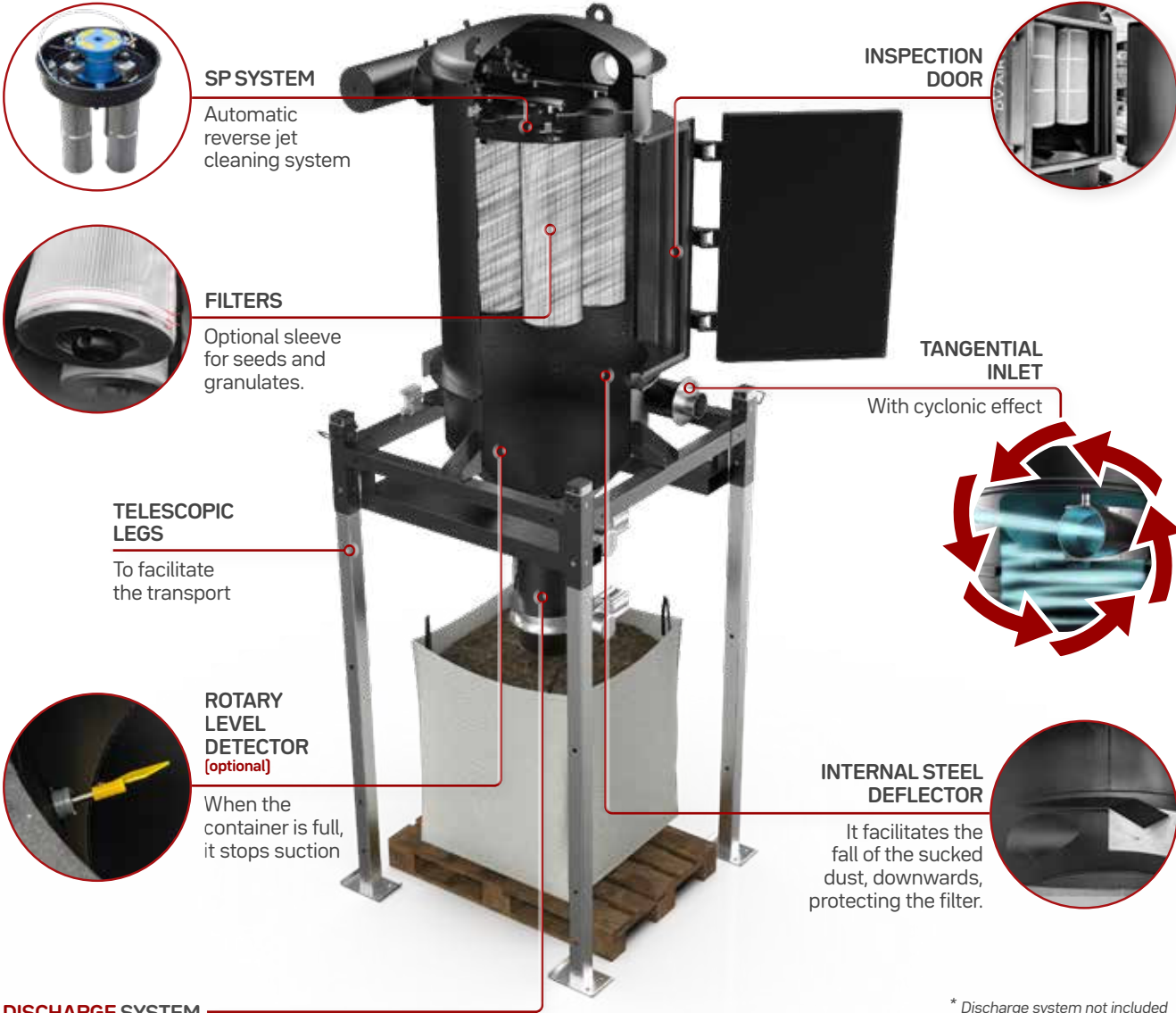
LEVEL CONTROL
Rotatory level detector



HEPA
Absolute H14 filter
0,18 μ
110.000 cm²



PTFE FILTER
Teflon filter cartridge.



SP SYSTEM
Automatic reverse jet cleaning system

INSPECTION DOOR

FILTERS
Optional sleeve for seeds and granulates.

TANGENTIAL INLET
With cyclonic effect

TELESCOPIC LEGS
To facilitate the transport

ROTARY LEVEL DETECTOR (optional)
When the container is full, it stops suction

INTERNAL STEEL DEFLECTOR
It facilitates the fall of the sucked dust, downwards, protecting the filter.

DISCHARGE SYSTEM

Balanced flap

Double electro pneumatic discharging guillotine valve

Double electro pneumatic discharging butterfly valve

Rotary valve for continuous hopper discharge

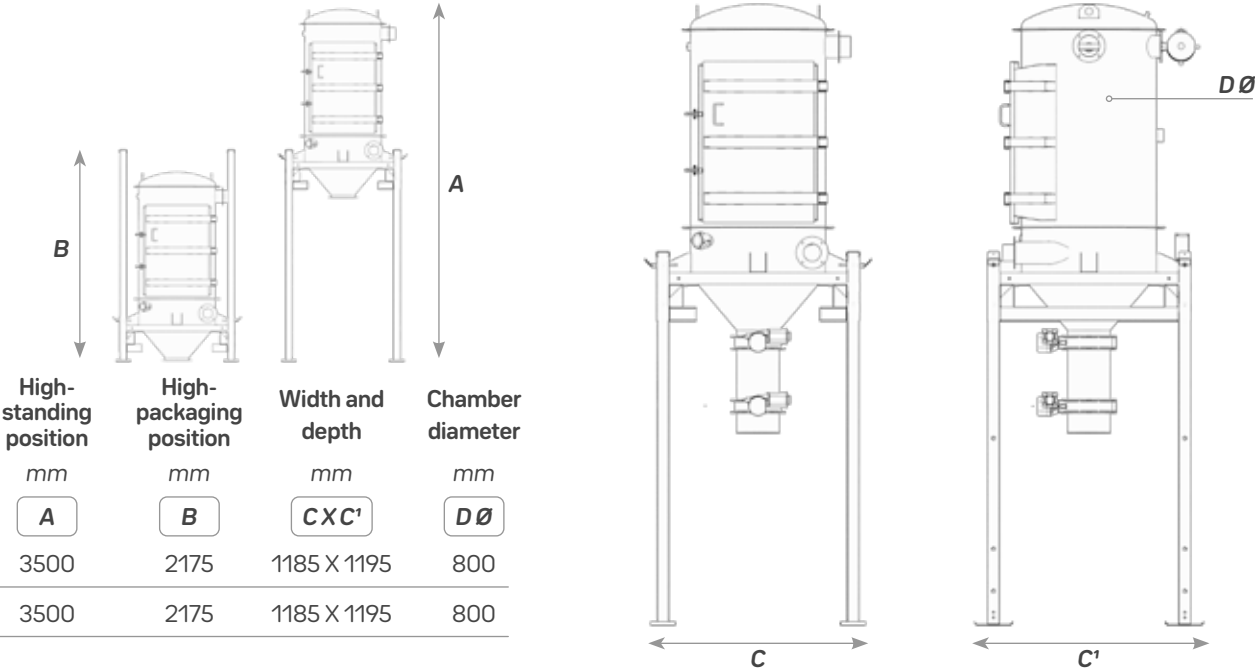
** Discharge system not included*



TECHNICAL DATA

	Air tank volume Lt	Valve N°	Cartridges N° mm	Surface area cm²	Media	Weight kg
DV AIR 800	16	2 x 1"	4 240 x 700	340.000	Polyester	380
DV AIR 800 ATEX Z22 II3D	16	2 x 1"	4 240 x 700*	340.000	Antistatic polyester	380

* With protective sock



PRODUCT DESCRIPTION

DV-AIR Flow is the high air flow filter unit par excellence useful for centralized systems, for dusts, even very fine ones. With DV-AIR it is possible to operate in several points of the production process at the same time, with different collection points. Inside the filter there are 4 large surface filter cartridges in antistatic polyester [340,000 cm²], certified in class M with a filtration efficiency of 1 micron, to suck up electrostatically charged dust in total safety. The four cartridges can be coated with a protective sock, so as to protect the filters during the aspiration of solid and or granular parts. A side window allows you to perform maintenance on the filters with extreme simplicity. The DV AIR unit can be equipped with various automatic pneumatic discharging systems to maximize productivity and facilitate discharge into Big-bags.

OPTIONS



FILTER PROTECTION SLEEVE
Optional sleeve for seeds and granulates.



LEVEL CONTROL
Rotatory level detector



HEPA
Absolute H14 filter
0,18 µ
110.000 cm²

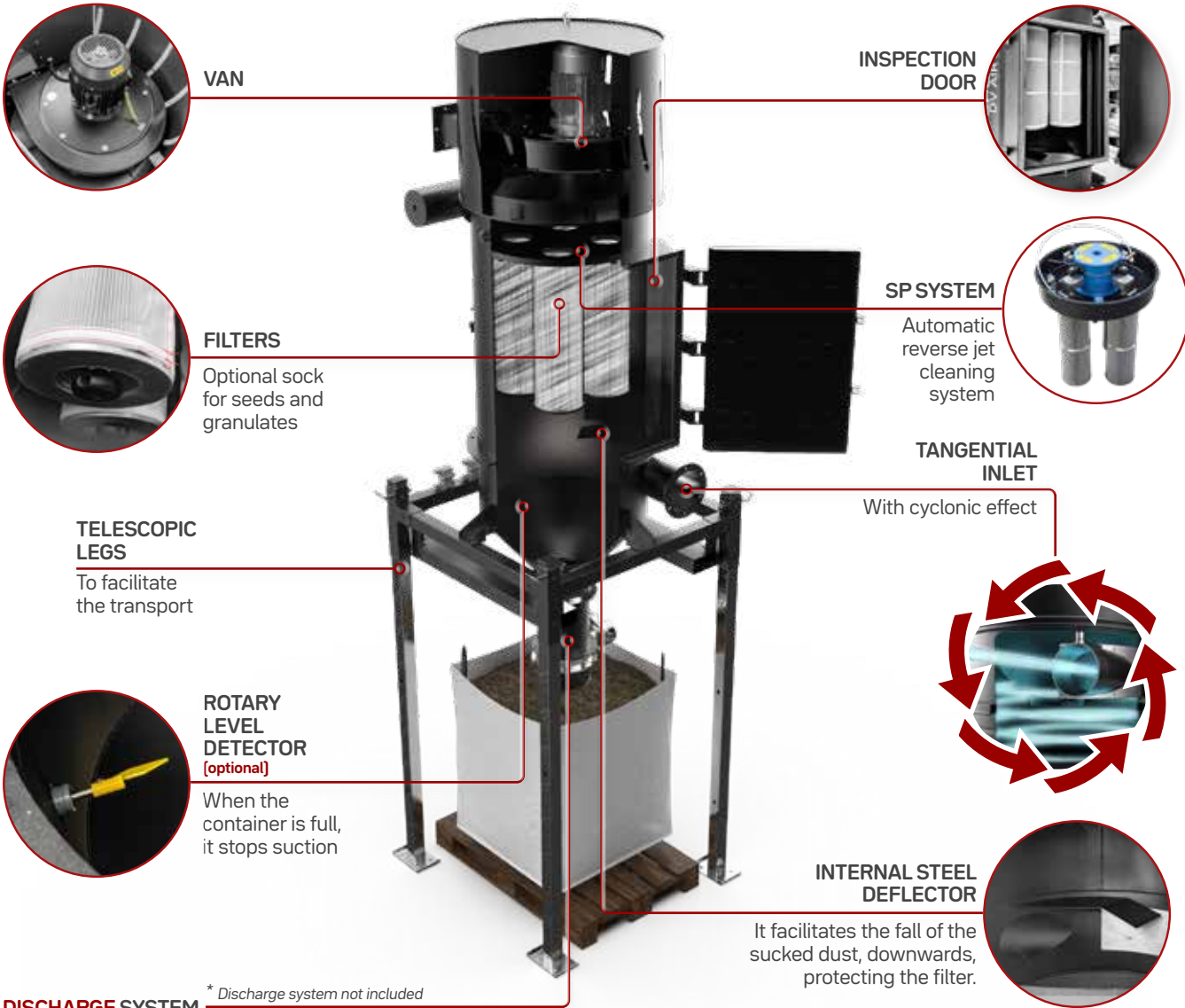


PTFE FILTER
Teflon filter cartridge.



TECHNICAL DATA

	Power KW - HP	Voltage/ Frequency V - HZ	Max air flow m³/h	Max depression mm/H ₂ O	Static depression mm/H ₂ O	Cartridges N° mm	Surface cm²	Media	Weight kg
AF 40	4 - 5,5	400 50/60	2200	340	270	4 240 x 700	340.000	Antistatic polyester	409
AF 55	5,5 - 7,5	400 50/60	2700	517	480	4 240 x 700	340.000	Antistatic polyester	432



DISCHARGE SYSTEM * Discharge system not included



Balanced flap



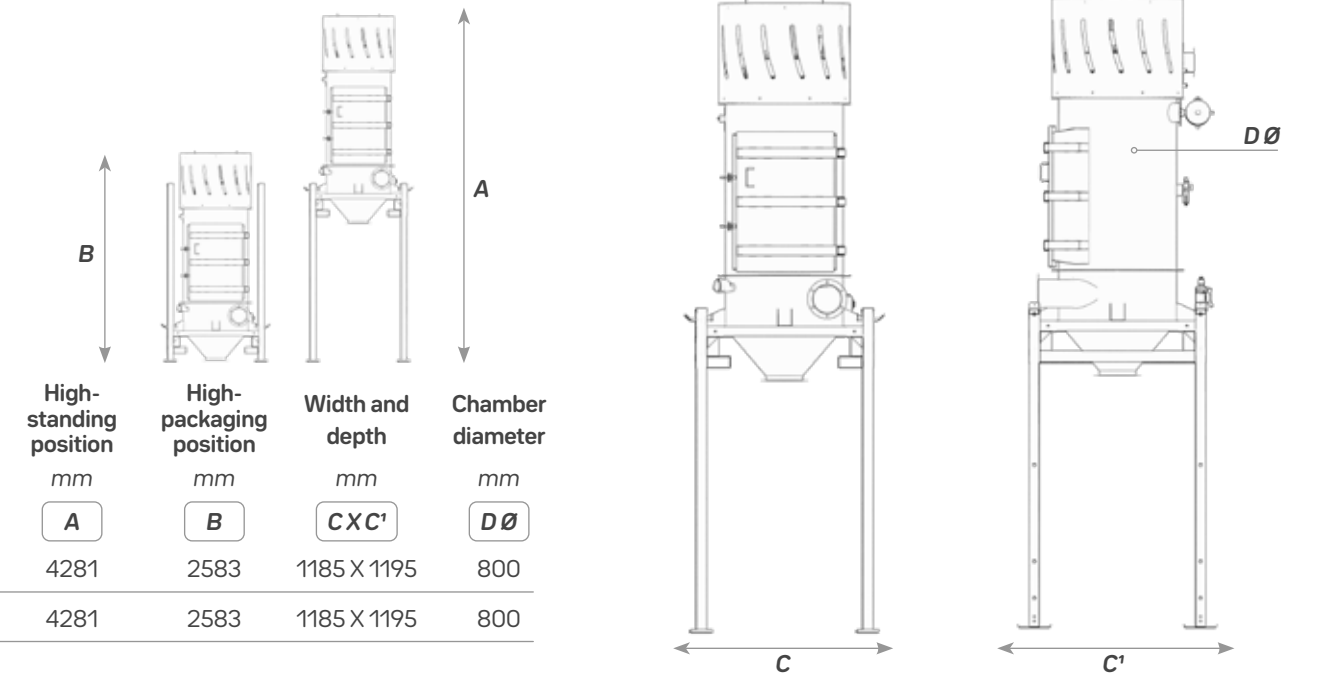
Double electro pneumatic discharging guillotine valve



Double electro pneumatic discharging butterfly valve



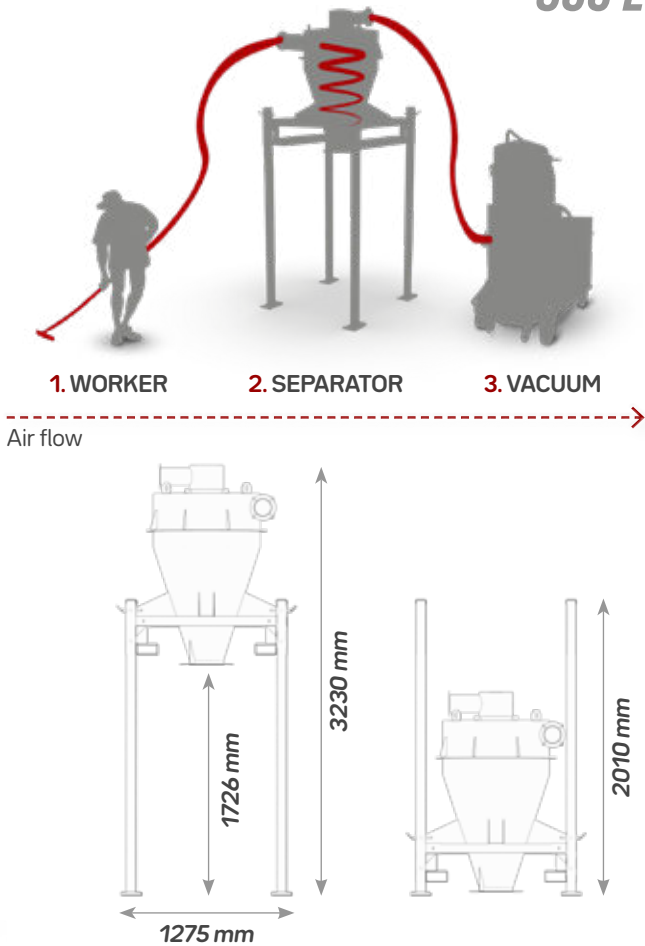
Rotary valve for continuous hopper discharge



CYCLONE HOPPER

The hopper separator, with a capacity of 800 Lt, allows it to be connected to a suction unit and to filter solid materials and dusts with extreme simplicity and in total safety. Thanks to a steel cone welded inside the suction chamber, a cyclonic effect is created which helps the dust to slow down and fall downwards.

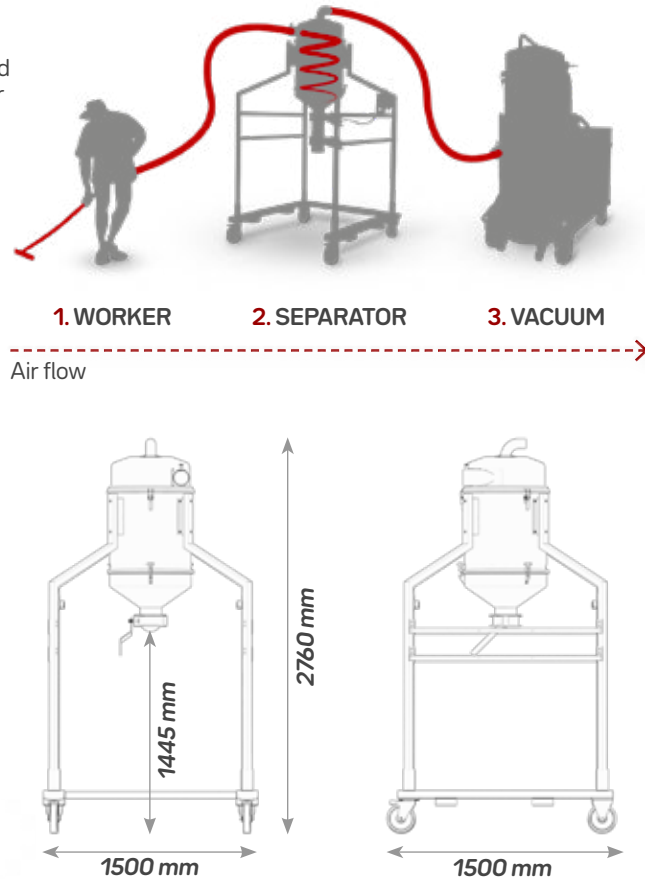
800 Lt



CYCLONE HOPPER ON WHEELS

The hopper separator, with a capacity of 200 Lt, allows it to be connected to a suction unit and to break down solid materials and dusts with extreme simplicity and in total safety. Thanks to a steel cone welded inside the suction chamber, a cyclonic effect is created which helps the dust to slow down and fall downwards. The hopper is mounted on a comada mobile structure on wheels to facilitate movement. It is possible to unload directly into Big-Bag bags.

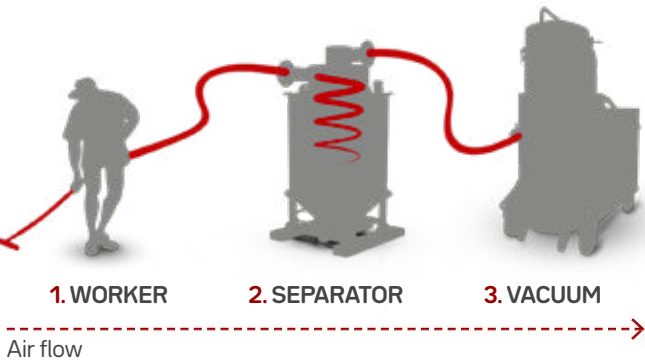
200 Lt



FORKABLE CYCLONIC SEPARATOR

The forkable cyclonic separator, with a capacity of 500/1300 Lt, allows it to be connected to a suction unit and to filter solid materials and dusts with extreme simplicity and in total safety. Thanks to a steel cylinder welded inside the suction chamber, a cyclonic effect is created that helps the dust to slow down and fall downwards. The separator is equipped with a convenient semi-automatic discharge system, which can be used without ever having to get off the forklift.

500 | 1300 Lt



Practical and safe discharge system

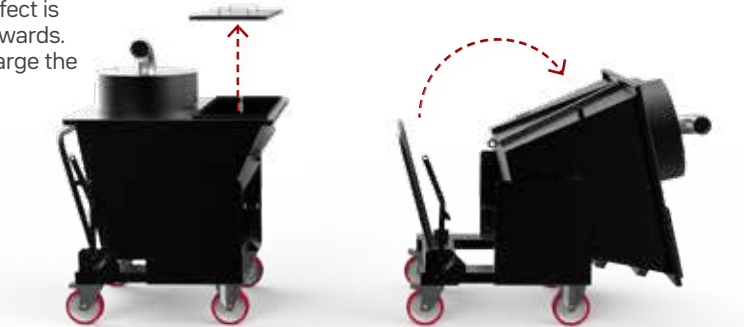


Door closing system by pressure on the floor.

TILTABLE SEPARATOR WITH CYCLONE HEAD

The tiltable separator, with a capacity of 580 Lt, allows it to be connected to a suction unit and to break down solid materials and dusts with extreme simplicity and in total safety. Thanks to a steel cone welded inside the suction head, a cyclonic effect is created which helps the dust to slow down and fall downwards. This separator has a convenient folding system for discharge the material.

580 Lt



Discharge mode



Connection with vacuum cleaner



Tiltable discharge system

FILTERING PRE SEPARATOR

The filter separators with container, allow to be connected to a suction unit and to filter solid and liquid materials with extreme simplicity and in total safety. The separators, as standard, are equipped with a large surface bag filter. The filtering system can be implemented with a polyester cartridge system with a large filtering surface, certified class M, which allows you to clean the filters very effectively without having to interrupt the suction.

FILTERING PRE SEPARATOR - 450

Dimensions	Ø mm	450
Filter type	Star filter	
Surface area	cm²	24.000
SP filter cleaning	optional	
Media	Antistatic polyester	
Capacity	Lt	65



- SP filter cleaning (optional)**
- Automatic reverse jet cleaning system
 - 3 Class M antistatic polyester filters.
 - 9 m² of filtering surface.

FILTERING PRE SEPARATOR - 570

Dimensions	Ø mm	570
Filter type	Star filter	
Surface area	cm²	45.000
SP filter cleaning	optional	
Media	Antistatic polyester	
Capacity	Lt	175



- SP filter cleaning (optional)**
- Automatic reverse jet cleaning system.
 - 4 Class M antistatic polyester filters.
 - 12 m² of filtering surface.

FILTERING PRE SEPARATOR - 800

Dimensions	Ø mm	800
Filter type	Cartridge	
Surface area	cm²	110.000
SP filter cleaning	included	
Media	Antistatic polyester	
Capacity	Lt	175



- SP filter cleaning (optional)**
- Automatic reverse jet cleaning system.
 - 4 Class M antistatic polyester filters.
 - 18 m² of filtering surface.

FILTERING HOPPER

The hopper filter separators allow to be connected to a suction unit and to filter solid materials and dusts with extreme simplicity and in total safety. The filtering system is composed of class M certified aluminized polyester cartridge filters, which allows you to clean the filters very effectively without having to interrupt the suction. The discharge is managed according to need with various devices available for automatically discharge into big bags, open-top containers or process belts.

FILTERING HOPPER - 450

Dimensions	Ø mm	450
Filter type	Cartridge	
Surface area	cm²	90.000
SP filter cleaning	included	
Media	Antistatic polyester	
Discharge system	Ø mm	150



FILTERING HOPPER - 570

Dimensions	Ø mm	570
Filter type	Cartridge	
Surface area	cm²	120.000
SP filter cleaning	included	
Media	Antistatic polyester	
Discharge system	Ø mm	250



FILTERING HOPPER - 800

Dimensions	Ø mm	800
Filter type	Cartridge	
Surface area	cm²	180.000
SP filter cleaning	included	
Media	Antistatic polyester	
Discharge system	Ø mm	250



ELECTRICAL PANEL WITH TOUCH SCREEN SYSTEM

7"

Management of filter cleaning systems

Language selection

Screen from 7"

Bright display

Touchscreen

Resistive screen for easy use with gloves



PRODUCT DESCRIPTION

Depureco offers the possibility of mounting a 7-inch touch display on the electrical panel for the management of the suction system, capable of managing all the functional parameters of the system with extreme ease.



FILTER CLEANING SETTINGS



Customize the settings for automatic filter cleaning according to your needs, with extreme ease.

DISCHARGE SETTINGS



Customize the settings for the automatic material discharge system according to your needs, with extreme ease.

FILTER POST-CLEANING SETTINGS



Customize the settings for automatic filter post-cleaning according to your needs, with extreme ease.

LOGIN



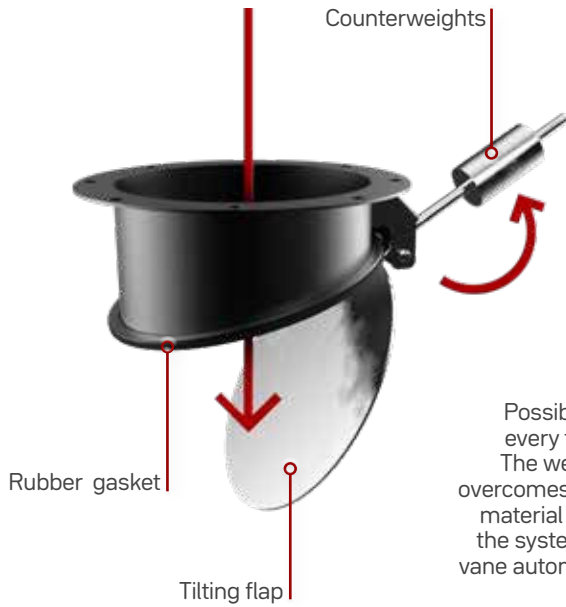
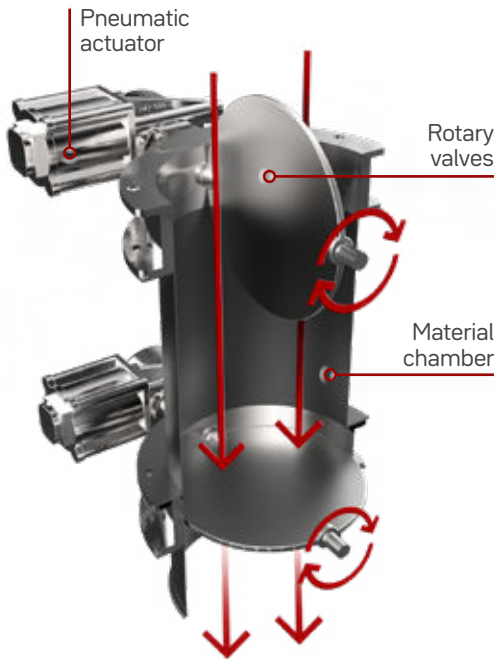
Security and convenience with multiple user management.

DISCHARGE SYSTEMS



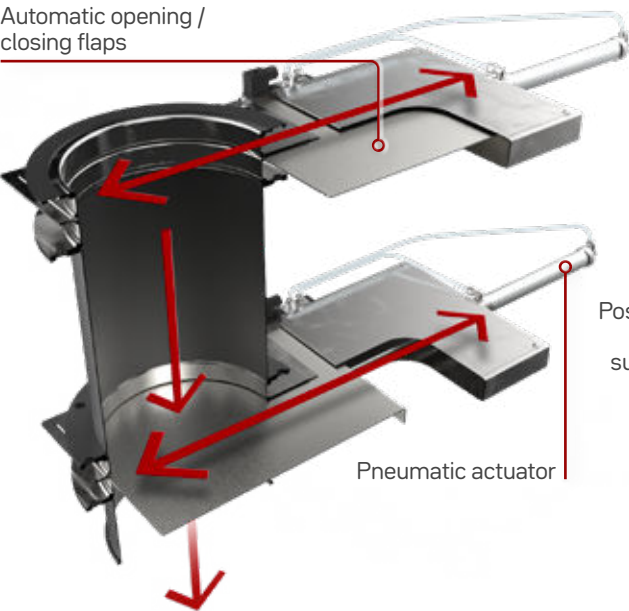
DOUBLE ELECTRO-PNEUMATIC DISCHARGING BUTTERFLY VALVE

Possibility of continuous discharge, without the need to stop the suction, thanks to the presence of two butterfly valves. The valves open alternately to allow the material to be discharged and, at the same time, to maintain the vacuum to allow continuous suction.



BALANCED FLAP

Possibility of automatic discharge every time the suction is stopped. The weight of the suction material overcomes the counterweight and the material falls down by gravity. When the system is switched on again, the vane automatically repositions itself in the closed position.



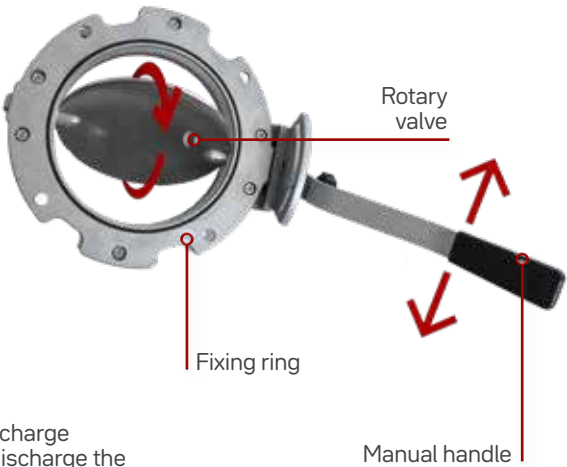
DOUBLE ELECTRO-PNEUMATIC DISCHARGING GUILLOTINE VALVE

Possibility of continuous discharge, without the need to stop the suction, thanks to the presence of two guillotine valves. The valves open alternately to allow the material to be discharged while maintaining the vacuum at the same time to allow continuous suction.




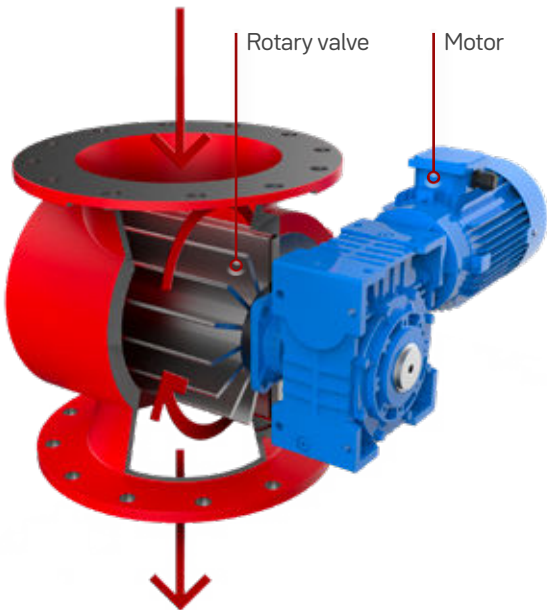
MANUAL DISCHARGE BUTTERFLY VALVE

The manual butterfly discharge allows you to manually discharge the material by simply opening the valve.



ROTARY VALVE

Possibility of continuous discharge, without the need to stop suction, thanks to the presence of a continuous rotary valve. The valve rotates continuously, thanks to a motor placed on the side, allowing a constant and uniform discharge of the sucked material.



ROTARY LEVEL DETECTOR

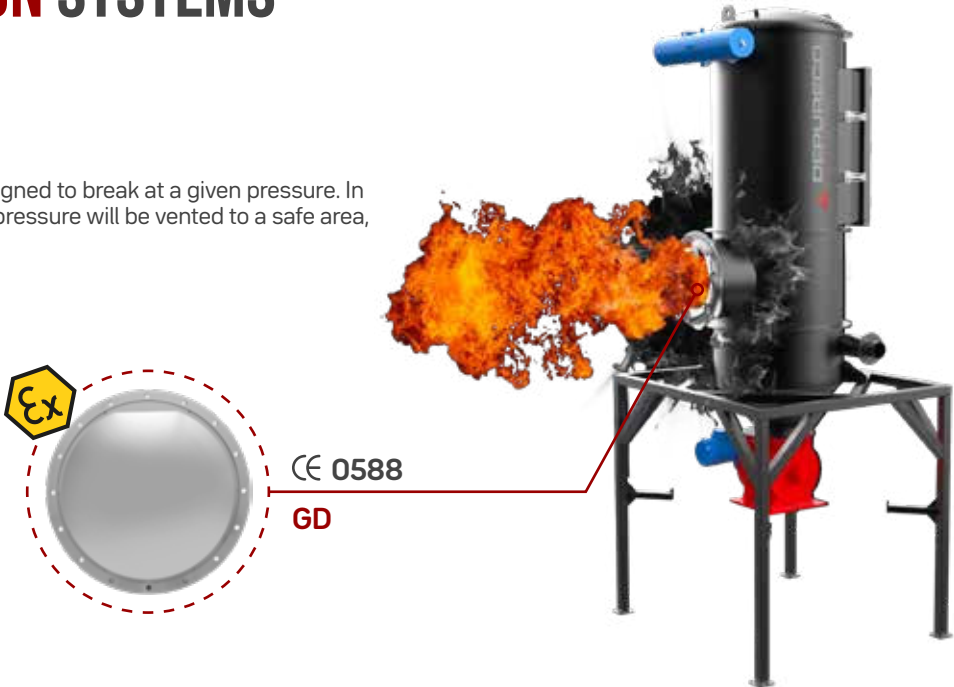
The rotary level sensor is mounted on the suction chamber or on the container of the vacuum cleaner. Inside, a vane connected to a low voltage motor rotates constantly. When the rotary vane encounters resistance, it sends a signal that immediately stops suction, giving a full container signal.



PASSIVE PROTECTION SYSTEMS

EXPLOSION RELIEF VENT

— The explosion panel is a vent device, designed to break at a given pressure. In this way, the fire front and the explosive pressure will be vented to a safe area, where there is no presence of people.




FLAMELESS VENT

— The Flameless Vent are designed to contain the flame front and the over-pressure generated by a possible explosion. These devices are generally used in in-door applications where it is not possible to have a safe area near the filtration unit.



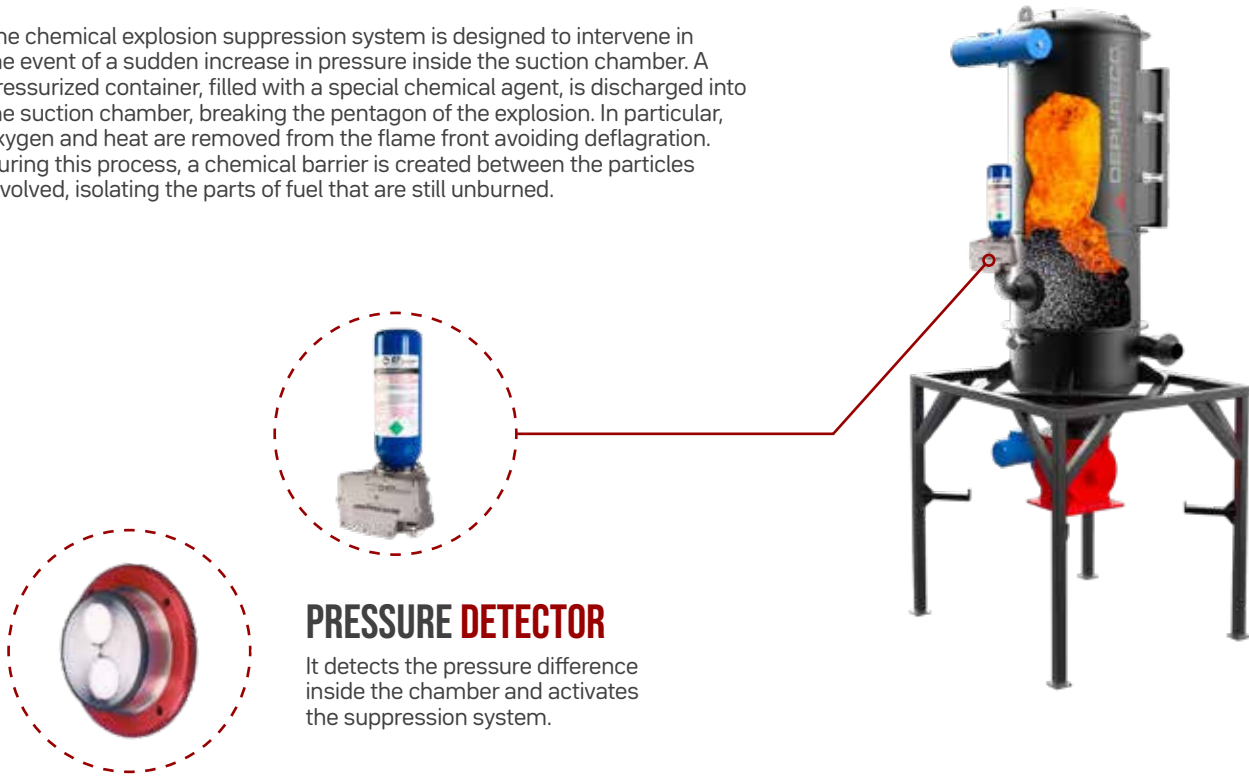
COMPARTMENTALIZATION VALVE

— The Compartmentalization valve is used to isolate a possible explosion and prevent it from spreading from the aspirator towards the suction pipe. The device, equipped with a sophisticated electronic sensor, allows you to detect an imminent explosion in the suction unit, minimizing the risk of deflagration due to propagation between interconnected equipment within the production process.



CHIMICAL EXPLOSION SUPPRESSION SYSTEM

— The chemical explosion suppression system is designed to intervene in the event of a sudden increase in pressure inside the suction chamber. A pressurized container, filled with a special chemical agent, is discharged into the suction chamber, breaking the pentagon of the explosion. In particular, oxygen and heat are removed from the flame front avoiding deflagration. During this process, a chemical barrier is created between the particles involved, isolating the parts of fuel that are still unburned.




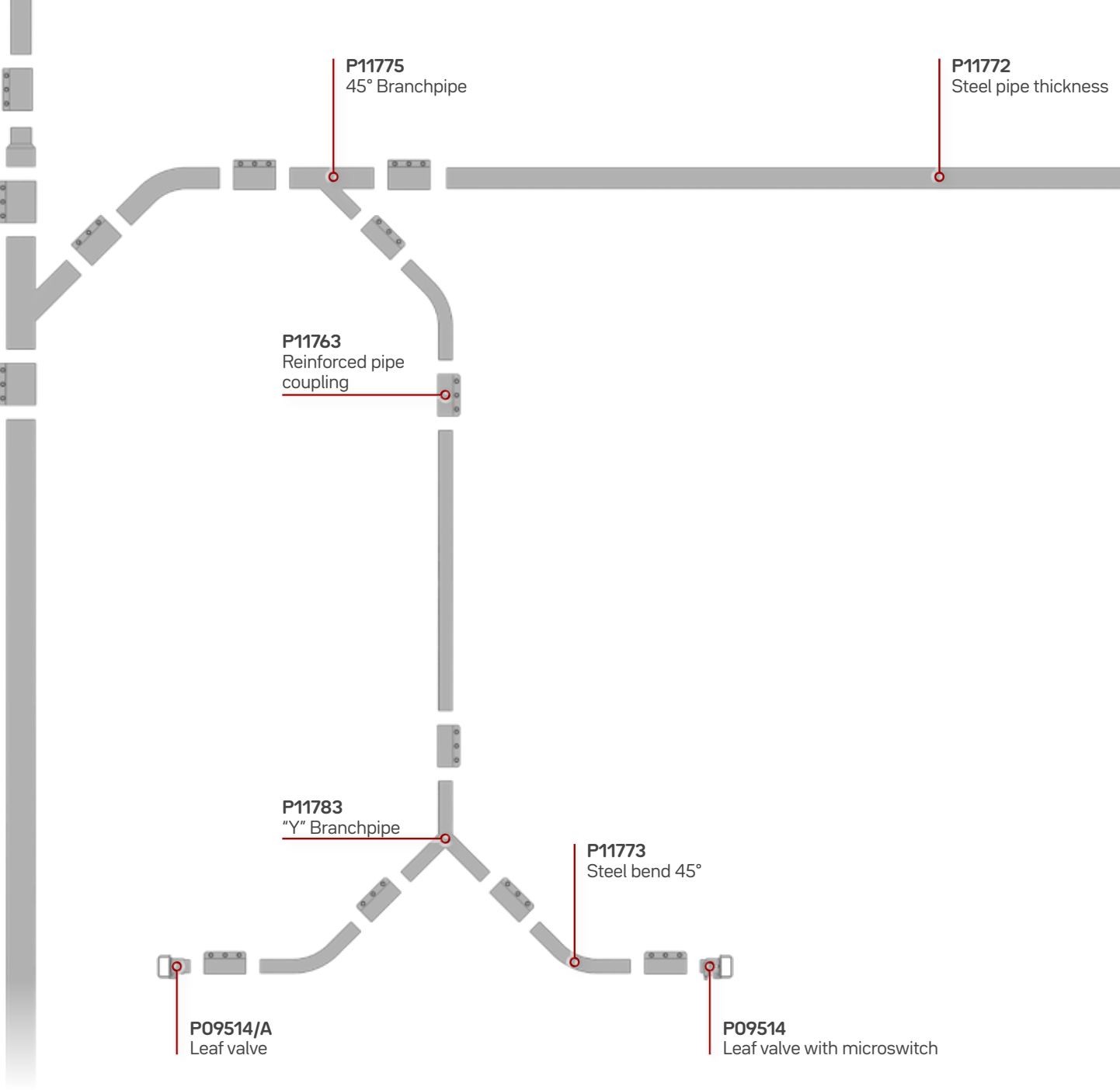
PRESSURE DETECTOR

It detects the pressure difference inside the chamber and activates the suppression system.

CO2 EXTINGUISHING SYSTEM

— The CO2 extinguishing system is a device that can be easily installed directly on the suction filter. Its purpose is to prevent any fire created in the suction chamber from somehow spreading to the rest of the system and the working environment. An accumulation lung charged with CO2 is connected directly to the filtering part of the aspirator. In the event that there is a beginning of fire, a special sensor, normally calibrated at 110 ° C, releases the CO2 into the suction filter. The fire is extinguished quickly, minimizing damage, often allowing the filter to be reused without having to replace it.





GALLERY

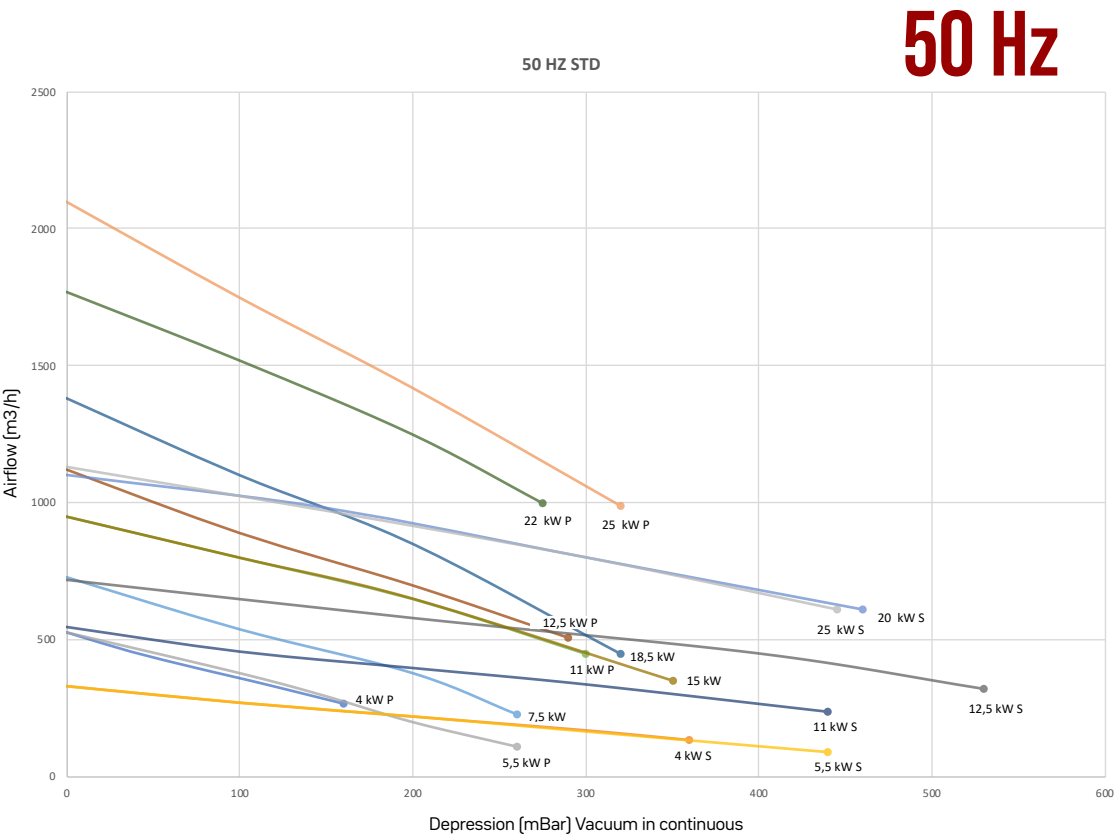


PIPES SYSTEM

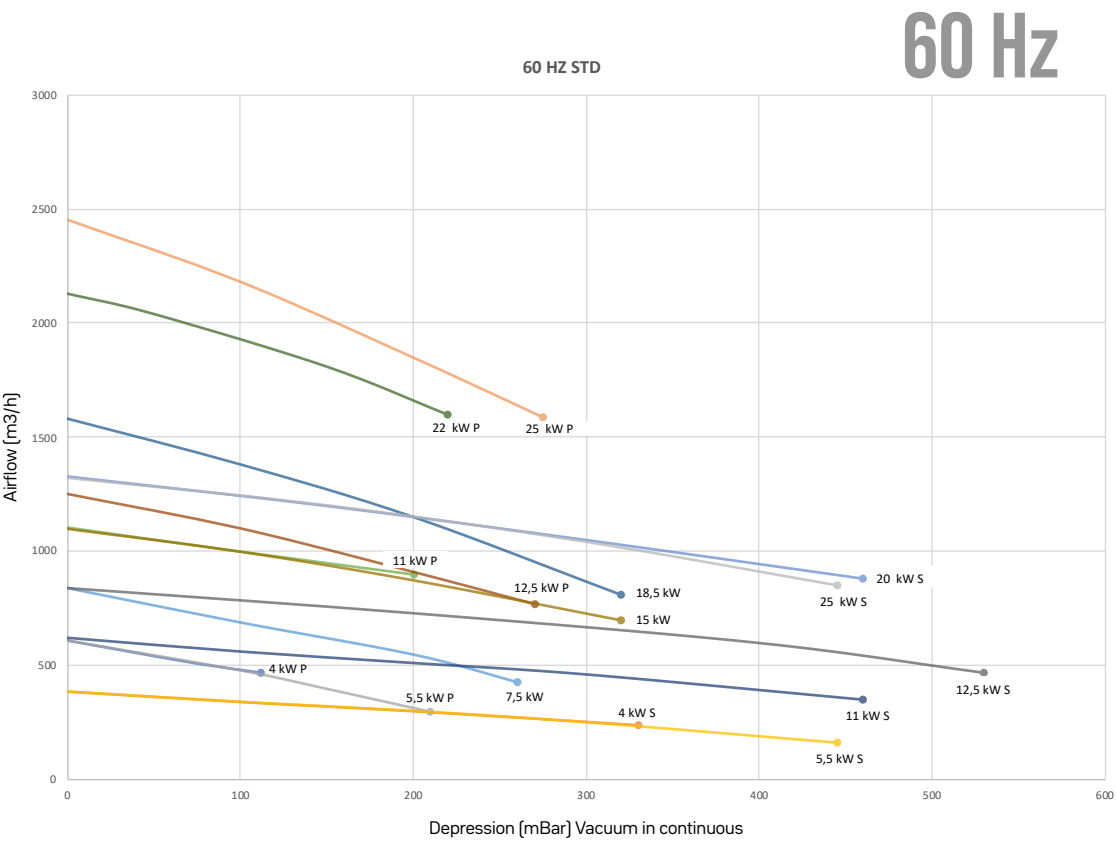
GALVANIZED HIGH VACUUM COMPONENTS

	Code	Description		Code	Description
	P11772	Steel pipes thickness		P11783	"Y" Branchpipe
	P11763	Stainless steel INOX AISI 304 reinforced pipe coupling		P11775	45° Branchpipe
	P09514/A	Leaf valve		P11767	Reduction cone
	P09514	Leaf valve with microswitch		P11781	End cap
	P11770	Hose connector		P11981	Manual shutter with straight edge
	P11774	Steel bend 90°		P11982	Pneumatic shutter with straight edge
	P11773	Steel bend 45°		P12639	Wall mounted hose reel
	P11782	Reinforced steel bend 90°		PRV	Safety vacuum breaker valve

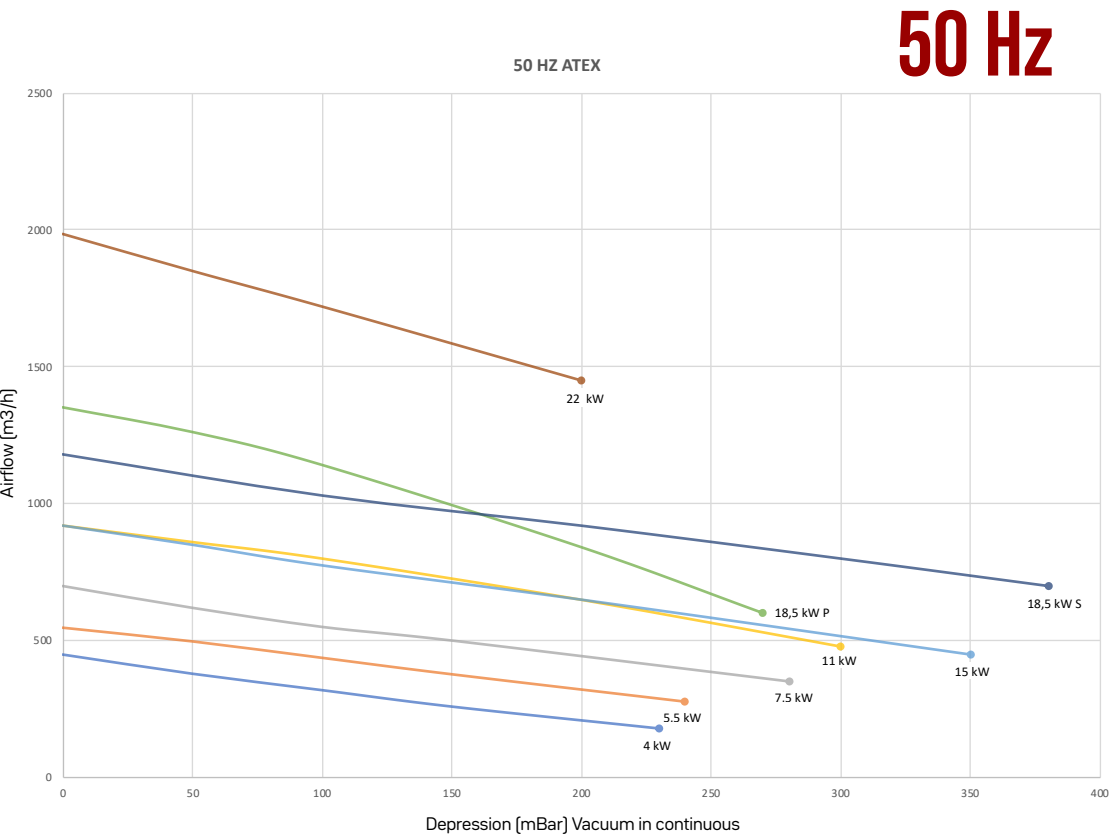
STANDARD
PERFORMANCE CURVES



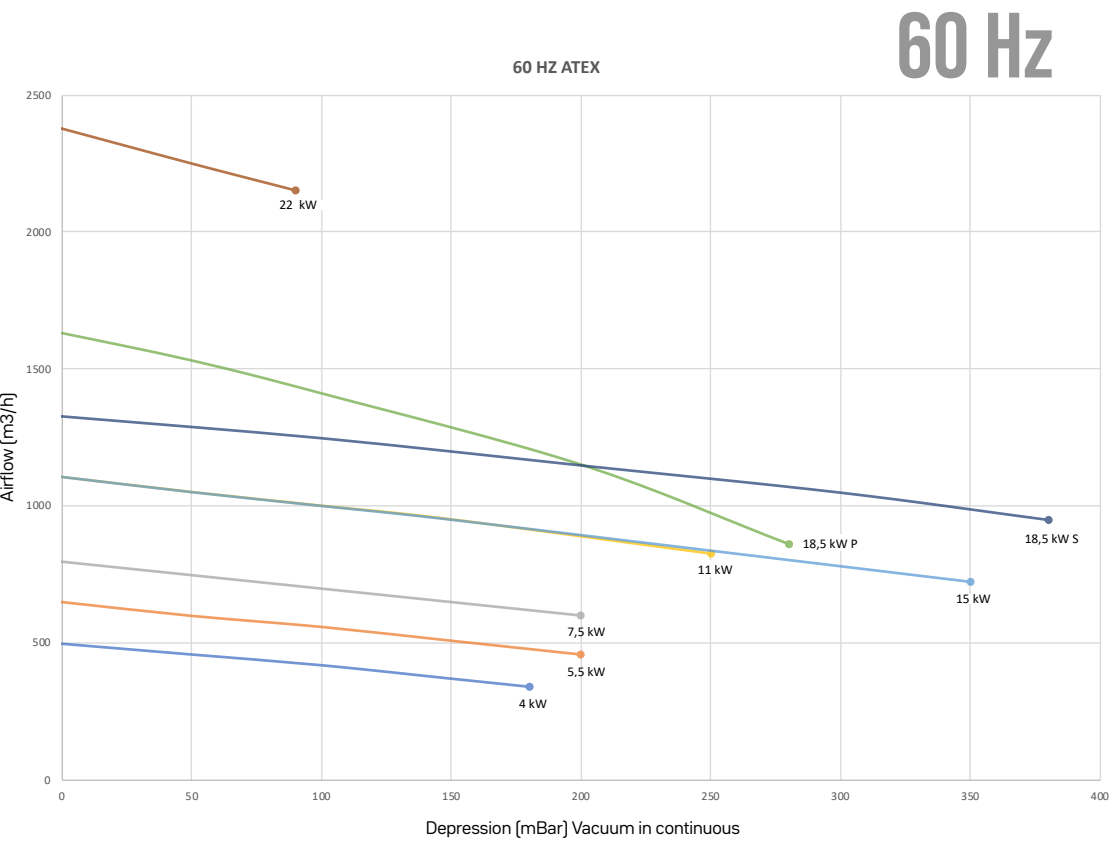
Code	Power	Unit
P11851	4kW P	CVS 40 P
P12333	4kW S	CVS 40 S HF 5,5
P12307	5,5kW P	TX 550 P CVS 55 P
P12292	5,5kW S	TX 550 S CVS 55 S
P12332	7,5kW	CVS 75 PUMA FIX 10 HF 10
P12082	11kW P	CVS 110 P PUMA FIX 15 P HF 15 P
P00218	11kW S	CVS 110 S PUMA 15 S HF 15 S
P00219	12,5kW P	CVS 125 P PUMA FIX 18 HF 18
P13040	12,5kW S	CVS 125 S PUMA FIX 18 S
P12083	15kW	CVS 150 PUMA FIX 20
P12429	18,5kW	CVS 185 PUMA FIX 25
P10396	22kW P	CVS 200 P HF 30 P
P09175	22kW S	CVS 200 S HF 30 S
P11917	25kW P	CVS 250 HF 35 P
P12423	25kW S	HF 35 S



ATEX
PERFORMANCE CURVES



Code	Power	Unity
P11676	4kW	CVS 40 ATEX HF 5,5 ATEX
P12573	5,5kW	CVS 55 ATEX HF 7,5 ATEX
P12510/EX	7,5kW	CVS 75 ATEX PUMA FIX 10 EX HF 10 ATEX
P12082/EX	11kW	CVS 110 ATEX PUMA FIX 15 EX HF 15 ATEX
P12428/EX	15kW	CVS 150 ATEX PUMA FIX 20 EX HF 20 ATEX
P13088/EX	18,5kW P	CVS 158 ATEX PUMA FIX 25 EX HF 25 ATEX
X	18,5kW S	CVS 200 S ATEX HF 30 S ATEX
P09175/EX	22kW	CVS 200 P ATEX HF 30 P ATEX





DEPURECO INDUSTRIAL VACUUMS SRL

VIA VENEZIA, 32 - 10088 VOLPIANO (TO) ITALIA
TEL. +39 011 98.59.117 FAX. +39 011 98.59.326
C.F. E P.I. 02258610357
DEPURECO@DEPURECO.COM WWW.DEPURECO.COM